

VIRTUAL EXPO

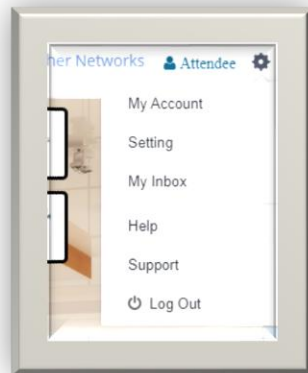
Welcome to the PPDM Virtual Professional Petroleum Data Expo

Thank you for joining us at PPDM's first ever Virtual Professional Petroleum Expo. We are excited to bring the Expo to our attendees to continue to support and connect our community through these challenging times.

This document will help you navigate our virtual event platform. If you have any questions about the platform, please feel free to contact helpdesk@ppdm.org.

Get ready for the conference

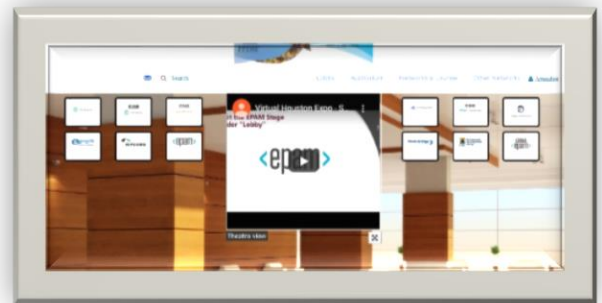
- ✓ Your EZ-XPO personal username and password will be emailed to you by our team by Friday, March 27th. Please do not share these credentials with others. If you cannot find your credentials, please email helpdesk@ppdm.org.
- ✓ Join the Virtual Platform by visiting: www.ezxpo.net/ppdm We recommend taking some time to “walk” through the platform and familiarize yourself with it.



- ✓ Networking is one of the key benefits of conferences! Support this critical function by personalizing your profile in EZ-XPO. You may also associate your LinkedIn profile if you wish.
- ✓ Please check your system to make sure it allows Zoom plugins.

Virtual Lobby Screen

Upon logging in you will join the 'Lobby' Screen. This is the home page for the event. You'll see small square boxes for the Exhibitors, a large main video thanking our many sponsors, and the top navigation bar. Selecting 'Lobby' then 'All' will take you back to this main screen.





VIRTUAL EXPO

Sponsors

Our sponsors make PPDM events possible all over the world. Please take a moment to thank them for helping us ensure we can conduct this conference virtually now and in person in September 29-30.

Riversand Virtual Tradeshow

Join our virtual exhibitors to learn more about what's happening in the industry. These exhibitors have provided a variety of resources that you can access, including videos, and live demos or chats with their staff.

We encourage you to visit each of our Exhibitors. Our exhibitors and sponsors. There is a contest for those who visit each exhibitor and look around their booths to learn more about their company. Anyone who visits all the booths will be entered into the contest to win a \$25 PPDM credit towards events, training and more.

Virtual Presentation Stages

From the Lobby Screen, you can also access our five presentation stages:

- ✓ **Auditorium:** The geoLOGIC systems Platinum Stage can be accessed by clicking the "AUDITORIUM" link on the menu along the top of the screen. Plenary sessions are held here.

- ✓ **4 Stages:** The IHS Markit, Confluent, Infosys Consulting and EPAM stages are available through the 'Lobby' link at the top then 'Stages'. You can also click the "Stages" icon at the bottom of the screen or select the stage you want from among the small boxes at the top.

Joining Presentations

When presentations are live, you will be able to find them on the stages identified in the agenda. Each stage will contain live presentations as listed in the agenda.

- ✓ Select '*Theatre View*' to enlarge the presentation for better viewing.
- ✓ Use the features '*Q&A*' or '*Chat*' to communicate with the speakers. They won't be able to hear you, but our facilitator will be able to ask the speakers your questions on your behalf. Please include your name so that we know who asked the question.

geoLOGIC systems Platinum Stage is available under the 'Auditorium'. Here you can find the presentations presented live for the two days, presented in a screen in middle of the stage.

IHS Markit Stage: available under the 'Lobby' link then 'Stages' then selecting the logo for IHS Markit.

VIRTUAL EXPO

Confluent Stage: available under the 'Lobby' link then 'Stages' then selecting the logo for Confluent.

Infosys Consulting Stage: available under the 'Lobby' link then 'Stages' then selecting the logo for Infosys Consulting.

EPAM Stage is available under the 'Lobby' link then 'Stages' then selecting the logo for EPAM.

Note: Talks will not be recorded at this virtual event, so this is your chance to see the presentations you may not get to attend in Houston in September. Decks will not be available until after the September event.

This system is an embedded Zoom conference call, so some controls may ask you to use Zoom features. We have also found that different browsers can be more flexible with the platform, Chrome and Firefox appear to work better than Internet Explorer/Edge. If the embedded video doesn't work, you will also be able to access the Zoom link beside the video on most stages. If you are not able to access the EZ-CPO platform, we can send you a direct link to the Zoom conference as well.

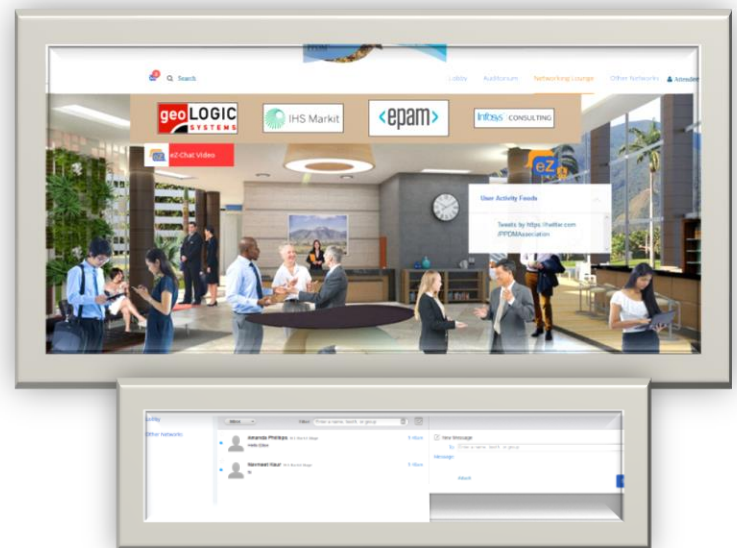
Snowflake Networking Lounge

This is your chance to network with your peers and colleagues in the Snowflake Networking Lounge! Select 'Networking Lounge' at the top of your screen to get to the Lounge.

In the Snowflake Networking Lounge, you'll find two ways to chat with other attendees (*eZ-Chat Video* on the left side, and *EZ Chat* on the right). You should be in *Lounge1428* for our event.

The text-chat logs are open to anyone and appear to stay there even when you log off, but they may be buried so be sure to note down anything important.

You'll also find our news feed with upcoming presentations. You can also use the mail icon at the top left of your screen to send messages to only specific people registered for the event, and they can be accessed at any time like an email. This feature is available on any page of the virtual platform and notifies you when you have a message. You click on the 'Lobby' button on the left-hand side to return to the lobby.





VIRTUAL EXPO

Questions

This is a new system and we are here to support you. We really appreciate your patience as we work through any difficulties we may have.

If you are *in a presentation*, you can use the chat feature to ask the Facilitator and AV person any questions.

For other questions, please email helpdesk@ppdm.org or contact Elise Sommer, Senior Community Development - sommere@ppdm.org or 1 (587) 390-0194.